
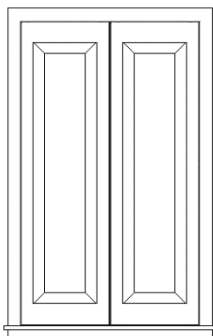


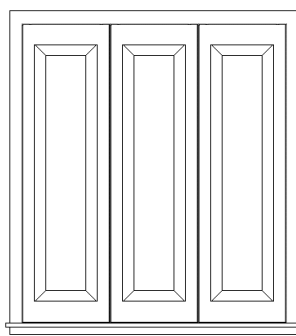
Raised Panel Configurations




SINGLE HUNG
1 PANEL SET



SINGLE HUNG
2 PANEL SET

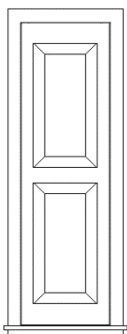


SINGLE HUNG
3 PANEL SET

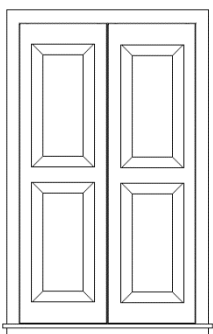


SINGLE HUNG
4 PANEL SET

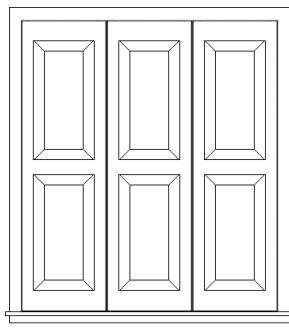
Maximum height recommended without a lockrail is 40"




SINGLE HUNG
1 PANEL SET
WITH LOCKRAILS



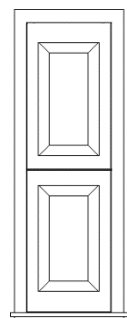
SINGLE HUNG
2 PANEL SET
WITH LOCKRAILS



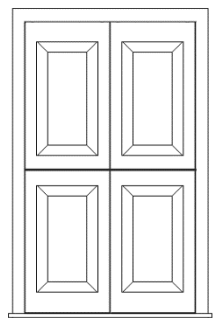
SINGLE HUNG
3 PANEL SET
WITH LOCKRAILS




SINGLE HUNG
4 PANEL SET
WITH LOCKRAILS




DOUBLE HUNG
1 PANEL SET



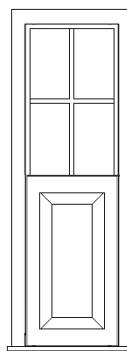
DOUBLE HUNG
2 PANEL SET



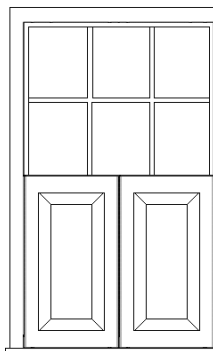
DOUBLE HUNG
3 PANEL SET




DOUBLE HUNG
4 PANEL SET



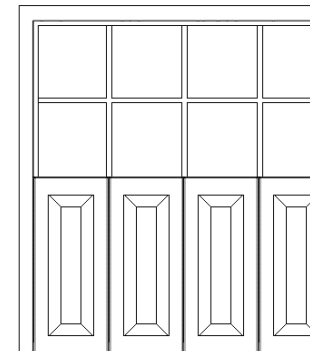
CAFÉ / BOTTOM HALF
1 PANEL SET



CAFÉ / BOTTOM HALF
2 PANEL SET



CAFÉ / BOTTOM HALF
3 PANEL SET



CAFÉ / BOTTOM HALF
4 PANEL SET