

SHUTTER HARDWARE


TRADITIONAL, VICTORIAN, & RAISED PANEL



Butt Hinge



Inner Panel Hinge




Wrap-Around Hinge




2" tall x 2" wide

7/8" leaf width



1-1/2" tall x 1-3/4" wide

3/4" leaf width



2" tall x 2-1/4" wide

1" leaf width; 3/4" wide mounting leaf